

Product Folder



Discover Retractable Systems offered by MaestroShield

Retractable Systems Made in the USA
We Provide Retractable Screens, Interior Shades, and Storm & Security Systems



Retractable Screens



Roll Down Shutters



Interior Shades



Retractable Systems

Protect Your Outdoor Living Area

Adjustable Track Retractable Screen



Motorized screen, 3-piece adjustable track system

The most practical addition to your outdoor living area

- Trapped, surface, and recessed mounting options
- Bronze, white, ivory, beige, and black extrusion (aluminum) color options
- AC or DC motor options
- 3-piece adjustable track system
- Various fabrics to choose from

Retractable Screens are the solution for protecting your outdoor living area from the sun, bugs, and wind without permanently enclosing your space.

Adjustable Track Retractable Screens are the #1 choice for screen systems. The adjustable track allows for tightening or loosening of the screen for smooth operation and added strength against wind and debris. Adjustable tracks also have a tight seal around the screen to help keep bugs out.

*Spans up to 30 feet in width and 21 feet in height (restrictions apply).

Wire System Retractable Screen



Replaces track system with versatile wire system

Flexible installation, anchors down screen

- Trapped and surface mounting options
- Bronze, white, ivory, beige, and black extrusion (aluminum) color options
- AC or DC motor options
- Various fabrics to choose from
- Cable-driven track system

Wire System Retractable Screens are the solution for protecting your outdoor living area from the sun, bugs, and wind without permanently enclosing your space.

The Retractable Screen Wire System, which rides on a wire instead of hanging freely or being on a track, offers greater flexibility for installation on challenging openings while securely anchoring the screen.

*Spans up to 21 feet in width and 17 feet in height (restrictions apply).

Free-Hanging Retractable Screen



No tracks, hangs from hood assembly

Flexible installation and convenient protection

- Trapped, surface, and recessed mounting options
- Bronze, white, ivory, beige, and black extrusion (aluminum) color options
- AC or DC motor options

Free-Hanging Retractable Screens are the solution for protecting your outdoor living area from the sun, bugs, and wind without permanently enclosing your space.

Free-Hanging Retractable Screens eliminate the need for a track system and instead hang freely. This design makes installation significantly easier and more adaptable to challenging openings.

*Spans up to 21 feet in width and 17 feet in height (restrictions apply).

Quick Zip Retractable Screen



Simple spring-loaded design

Yank-and-Pull operation, no wiring needed

- Trapped and surface mounting options
- White extrusion (aluminum) color option with custom colors available
- Spring-loaded operation, no motor
- Various fabrics to choose from
- Lightly tensioned spring makes it easy for anyone to operate

Quick Zip Retractable Screens are the solution for protecting your outdoor living area from the sun, bugs, and wind without permanently enclosing your space.

The Quick Zip Retractable Screen system is spring-loaded rather than motor-operated. Our Quick Zip is perfect for those who want a simple, unobtrusive design that requires no wiring.

*Spans up to 10.5 feet in width and 9 feet in height (restrictions apply).

Retractable Systems

Protect Your Outdoor Living Area

Motorized Interior Shade



Motorized shade, battery-operated, modern design

Easy installation, convenient and easy to use

- Trapped and surface mounting options
- Bronze, grey, white, ivory, and black fascia color options
- AC or DC motor options
- Manual clutch drive option available
- Various fabrics to choose from
- Free-Hanging design

Motorized Interior Shades provide a modern look to any opening for homes or businesses. Our interior shades are remote-operated, making them incredibly convenient and easy to use.

Motorized Interior Shades hang freely from the fascia, which is easily clipped onto two mounting brackets. Mounting can be trapped or surface and fabrics can be cut to overlap or fit within openings.

*Spans up to 16 feet in width and 20 feet in height (restrictions apply).

Roll Down Shutter



Motorized, retractable, heavy-duty shutter system

Convenient, heavy-duty protection

- Surface mounted
- Bronze, grey, white, ivory, and beige aluminum color options
- AC motor options
- DADE, FBC, and TDI approved
- 56mm, 44mm and Single Wall slat options
- 1-piece track system with track mount cover

Roll Down Shutters are a heavy-duty DADE, FBC, and TDI approved storm and security system.

The Roll Down Shutter is the ultimate defense against storms and intruders. When rolled down, the slats cannot be pried up and are not easily penetrated, as they are made of either double-wall aluminum or 1/8" thick solid aluminum.

*Spans up to 21 feet in width and 21 feet in height (restrictions apply).

Accordion Shutter



Folding design, roller track system, locks with key

Great for curved openings, folds into itself


- Floor and surface mounting options
- Bronze, white, ivory, and beige aluminum color options
- Roller track system
- Center lock with key
- Withstands wind speeds of 300mph (300psf)
- FBC and TDI approved

Accordion Shutters are a cost-effective alternative to storm panels that are left up year-round. These shutters expand and contract (like an accordion) and meet in the middle to be locked and secured.

Accordion Shutters slide together using a roller track system that can be mounted on the surface of the opening, or on the ground. Track systems can be "pie cut", making the accordion great for curved openings.

*Spans up to 15.5 feet in height.

Bahama Shutter



Tropical look, storm protection

Easy installation, tropical flare

- Surface mounted
- Mill, white, or custom color options
- Articulating 2" louvers
- FBC and TDI approved
- Adjustable height dampers
- Aluminum construction

Bahama Shutters add a tropical flare to any home or business and provide storm protection with their aluminum construction.

Bahama shutters can come in a single span, with one shutter per window, or in multiple spans, where several shutters are connected to cover larger windows.

*4.5 foot single spans or 3 foot multi spans.

Retractable Systems

Protect Your Outdoor Living Area

Colonial Shutter



Old-fashioned look, storm protection

Easy installation, Traditional look

- Surface mounted
- Mill, white, or custom color options
- Articulating 2" louvers
- FBC and TDI approved
- Hinge pin locking mechanism
- Aluminum construction

Bahama Shutters add a tropical flare to any home or business and provide storm protection with their aluminum construction.

Bahama shutters can come in a single span, with one shutter per window, or in multiple spans, where several shutters are connected to cover larger windows.

*Spans up to 3 feet in width and 12 feet in height (with anchorage).

Storm Panel



Classic temporary storm protection

Easy installation, lightweight aluminum

- Surface mounted
- White, bronze, or custom color options for bracket
- Galvanized, mill, or white color options for panel
- Lightweight
- FBC and TDI approved
- Tested for 180mph wind zones
- Aluminum construction

Storm Panels are the classic choice for storm protection. These storm panels have been rigorously tested and provide a secure fit to any window, door, or entrance.

Retractable Awning



Manual or motorized sun protection

Easy installation, convenient and easy to use

- Wall or Ceiling mounting options
- White aluminum components
- Manual crank with crank handle option
- Motorized remote-control option
- Various water-resistant fabrics to choose from

Retractable awnings extend when needed and retract when not in use. Retractable Awnings can be manually operated by rotating a crank handle or a motorized option is available that is operated via remote.

Retractable Awnings are mounted using brackets and retract/extend using 2-piece arms connected together using a hinge-like design.

*Spans up to 19 feet in width and 10 feet projection, and 32 degree pitch (Mystique Model).

*Spans up to 31 feet in width, 11 feet projection, and 40 degree pitch (Trendsetter Model).

Accessories

Protect Your Outdoor Living Area

Solar Panel



Charge your retractable system with solar energy

Plug and Play, solar energy, 3-bolt mounting

- 5x7 in. dimensions
- USB cable included
- Works with DC motors only
- 3 holes for mounting
- Adjustable neck

Our solar panel, measuring 5x7 inches, is designed to recharge our retractable system. This unit harnesses solar energy to provide reliable power, ensuring your retractable system operates smoothly. This solar panel supports both convenience and environmental responsibility.

MSD/MSBD Wifi Hub



Control your retractable systems from your phone

Connects to Wifi, uses mobile phone app

- Connect to multiple retractable systems
- Create rooms to control systems separately
- Schedule times for your screens/shutters to open/close
- Set scenes for specific screen/shutter heights
- Can connect to 30 motors

Our Wifi Hub connects our retractable systems to a mobile app, allowing for seamless control from your phone. With the Wifi Hub, you can manage multiple retractable systems at once or individually, and set specific times for them to go up or down. Additionally, the systems can be operated from anywhere with a wifi signal, enabling you to control your retractable systems even when you're across the country.

MS Wifi Hub



Control your retractable systems from your phone

Connects to Wifi, uses mobile phone app

- Connect to multiple retractable systems
- Create rooms to control systems separately
- Schedule times for your screens/shutters to open/close
- Set scenes for specific screen/shutter heights
- Can connect to 100+ motors

Our Wifi Hub connects our retractable systems to a mobile app, allowing for seamless control from your phone. With the Wifi Hub, you can manage multiple retractable systems at once or individually, and set specific times for them to go up or down. Additionally, the systems can be operated from anywhere with a wifi signal, enabling you to control your retractable systems even when you're across the country.

MSD/MSBD Wind Sun Sensor



Controls retractable system by weather conditions

Detects windy, sunny, or rainy conditions

- Solar powered
- Set wind intensity level to close retractable system
- Set sun intensity level to open retractable system
- 2-hole mounting plate

Our Wind Sun Sensors connect directly to your retractable system's motor, allowing you to set specific wind and sun intensity levels. When the wind reaches the preset level, the system retracts to prevent damage. Similarly, when the sun intensity hits your chosen threshold, the system extends to protect outdoor furniture or enhance comfort. These sensors ensure your retractable system responds automatically to weather conditions, offering protection and convenience.

Accessories

Protect Your Outdoor Living Area

MS Wind Sun Sensor



Controls retractable system by weather conditions

Detects windy, sunny, or rainy conditions

- Solar powered
- Set wind intensity level to close retractable system
- Set sun intensity level to open retractable system
- 2-hole mounting plate

Our Wind Sun Sensors connect directly to your retractable system's motor, allowing you to set specific wind and sun intensity levels. When the wind reaches the preset level, the system retracts to prevent damage. Similarly, when the sun intensity hits your chosen threshold, the system extends to protect outdoor furniture or enhance comfort. These sensors ensure your retractable system responds automatically to weather conditions, offering protection and convenience.

Remotes



Control your retractable systems with our remotes

Pairs directly to motor, easy operation

- Several models to choose from
- Max range: 250 feet
- Single-channel and multi-channel options available
- Keychain remotes available

Our remotes pair wirelessly with our retractable systems, offering control from distances of over 250 feet. We provide single-channel remotes for individual systems and multi-channel remotes for managing multiple systems. Depending on the remote and motor, some models can even set the operational limits for the retractable system, enhancing functionality and user convenience.

Home Automation Control System



Connect to your home automation system

Control MaestroShield motors with your system

- Control 4 compatibility
- Control up to 16 motors
- 99+ Home Automation Control Systems can be linked up to one home
- Control all systems from one smart home system

Our Home Automation Control System links your retractable system to home automation software like Control4. This integration allows you to control multiple systems through a single interface and is compatible with various brands. Similar to our Wifi Hub, this system enables you to pair multiple retractable systems with the home automation software, providing seamless and centralized control for enhanced convenience and efficiency.

Components

Protect Your Outdoor Living Area

Components



Every part you need

Do you fabricate your own systems? Do you need components in bulk? We got you covered.

- Multiple components for multiple systems
- Order in bulk
- Stock up on parts and stay prepared

All our manufactured systems consist of several components. All components are kept in stock at our warehouse and are available for purchase. We recommend maintaining an inventory of extra components in case of an unforeseen circumstance.

Components such as idlers or motors are often used in other systems, like garage doors. If you install systems that use these components, you may want to consider using us as your parts distributor.

Component Name
Hood Top and Back
Hood Front
Side Caps
Motor Tube
Motor
Crown
Drive Gear
Motor Mounting Plate
Idler Bearing Cradle
Idler Bearing

Multiple variations of components including but not limited to

Component Name
Bottom Bar
Side Rail
Adjustable Outer Track
Adjustable Inner Track
Nylon Entry Guide
Bottom Bar End Retention

Multiple variations of components including but not limited to


Component Name
Brush Seal
Vented Slat
Non-Vented Slat
Slat Hanger
2 Wing Slat End Retention
Weight Bar
End Retention Side Rail
Non-End Retention Side Rail

Multiple variations of components including but not limited to


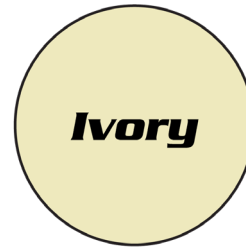
Extrusion (Aluminum) Colors

Protect Your Outdoor Living Area


Retractable Screen Colors




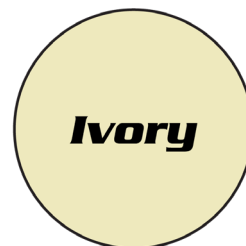
All Retractable Screen Systems




Roll Down Shutter Colors




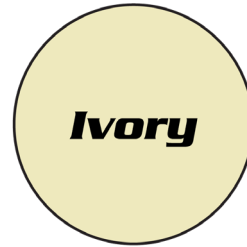
All Roll Down Shutter Systems



Interior Shade Colors



All Interior Shade Systems



Size Charts

Protect Your Outdoor Living Area

Tuff Screen/NoSeeUm Screen, Solar Screen: 80, 90, 95, 97

4" Adjustable Track Screen System

108														
96														
84														
72														
60														
	60	72	84	96	108	120	132	144	156	168	180	192	204	209

Height in Inches

Width in Inches

Tuff Screen/NoSeeUm Screen, Solar Screen: 80, 90, 95, 97

5.5" Adjustable Track Screen System

192																			
180																			
168																			
156																			
144																			
132																			
120																			
108																			
96																			
84																			
72																			
60																			
	60	72	84	96	108	120	132	144	156	168	180	192	204	216	228	240	252	264	276

Height in Inches

Width in Inches

Clear Vinyl with Weblon

5.5" or 7" Adjustable Track Screen System

144															
132															
120															
108															
96															
84															
72															
60															
	60	72	84	96	108	120	132	144	156	168	180	192	204	209	

Width in Inches

Tuff Screen/NoSeeUm Screen, Solar Screen: 80, 90, 95, 97

7, 8, 10" Adjustable Track Screen System

168	7	7	8	10	10	10	10
156	7	7	7	8	10	10	10
144	7	7	7	8	10	10	10
132	7	7	7	7	8	10	10
120	7	7	7	7	7	8	10
108	7	7	7	7	7	7	8
96	7	7	7	7	7	7	7
	288	300	312	324	336	348	360

Width in Inches

Size Charts

Protect Your Outdoor Living Area

Clear Vinyl with Weblon

5.5" Wire Screen System

144													
132													
120													
108													
96													
84													
72													
60													
	60	72	84	96	108	120	132	144	156	168	180	192	209

Width in Inches

Tuff Screen/NoSeeUm Screen, Solar Screen: 80, 90, 95, 97

5.5" Wire Screen System

144																
132																
120																
108																
96																
84																
72																
60																
	60	72	84	96	108	120	132	144	156	168	180	192	204	216	228	240

Width in Inches

Clear Vinyl with Weblon

5.5" Free-Hanging Screen System

144													
132													
120													
108													
96													
84													
72													
60													
	60	72	84	96	108	120	132	144	156	168	180	192	209

Height in Inches

Width in Inches

Tuff Screen/NoSeeUm Screen, Solar Screen: 80, 90, 95, 97

5.5" Free-Hanging Screen System

192																			
180																			
168																			
156																			
144																			
132																			
120																			
108																			
96																			
84																			
72																			
60																			
	60	72	84	96	108	120	132	144	156	168	180	192	204	216	228	240	252	264	276

Height in Inches

Width in Inches

Size Charts

Protect Your Outdoor Living Area

Tuff Screen/NoSeeUm Screen

3" Quick Zip System

Height in Inches

96					
84					
72					
60					
48					
36					
	70	84	96	108	120

Width in Inches

Tuff Screen/NoSeeUm Screen, Solar Screen: 80, 90, 95, 97

4" Quick Zip System

Height in Inches

108					
96					
84					
72					
60					
48					
36					
	70	84	96	108	120

Width in Inches

Size Charts

Protect Your Outdoor Living Area

3" Motorized Interior Shade System

144								
132								
120								
108								
96								
84								
72								
60								
48								
36								
24								
12								
	24	36	48	60	72	84	96	108

Width in Inches

4" Motorized Interior Shade System

240														
228														
216														
204														
192														
180														
168														
156														
144														
132														
120														
108														
96														
84														
72														
60														
48														
36														
24														
12														
	36	48	60	72	84	96	108	120	132	144	156	168	180	192

Width in Inches

3" Manual Interior Shade System

144				
132				
120				
108				
96				
84				
72				
60				
48				
36				
24				
12				
	36	48	60	72

Height in Inches

Width in Inches

4" Manual Interior Shade System

144				
132				
120				
108				
96				
84				
72				
60				
48				
36				
24				
12				
	72	84	96	108

Height in Inches

Width in Inches

Size Charts

Protect Your Outdoor Living Area

44mm Shutter Slats

7" Roll Down Shutter System

Height in Inches	72											
	60											
	48											
	36											
		36	48	60	72	84	96	108	120	132	144	151
Width in Inches												

44mm Shutter Slats

8" Roll Down Shutter System

Height in Inches	106											
	96											
	84											
	72											
	60											
	48											
	36											
		36	48	60	72	84	96	108	120	132	144	151
Width in Inches												

44mm Shutter Slats

10" Roll Down Shutter System

144												
132												
120												
108												
96												
84												
72												
60												
48												
36												
	36	48	60	72	84	96	108	120	132	144	151	

Width in Inches

Size Charts

Protect Your Outdoor Living Area

56mm Shutter Slats

8" Roll Down Shutter System

Height in Inches	62																		
	48																		
	36																		
		36	48	60	72	84	96	108	120	132	144	156	168	180	192	204	216	228	240

Width in Inches

56mm Shutter Slats

10" Roll Down Shutter System

Height in Inches	106																		
	96																		
	84																		
	72																		
	60																		
	48																		
	36																		
		36	48	60	72	84	96	108	120	132	144	156	168	180	192	204	216	228	240

Width in Inches

56mm Shutter Slats

12" Roll Down Shutter System

156																			
144																			
132																			
120																			
108																			
96																			
84																			
72																			
60																			
48																			
36																			
	36	48	60	72	84	96	108	120	132	144	156	168	180	192	204	216	228	240	252

Width in Inches

56mm Shutter Slats

14" Roll Down Shutter System

186																			
180																			
168																			
156																			
144																			
132																			
120																			
108																			
96																			
84																			
72																			
60																			
48																			
36																			
	36	48	60	72	84	96	108	120	132	144	156	168	180	192	204	216	228	240	252

Width in Inches

Size Charts

Protect Your Outdoor Living Area

Single Wall Shutter Slats

6" Roll Down Shutter System

Height in Inches	50																				
	48																				
	36																				
		36	48	60	72	84	96	108	120	132	144	156	168	180	192	204	216	228	240	252	262
Width in Inches																					

Single Wall Shutter Slats

7" Roll Down Shutter System

Height in Inches	88																				
	72																				
	60																				
	48																				
	36																				
	36	48	60	72	84	96	108	120	132	144	156	168	180	192	204	216	228	240	252	262	
Width in Inches																					

Single Wall Shutter Slats

8" Roll Down Shutter System

120																				
108																				
96																				
84																				
72																				
60																				
48																				
36																				
	36	48	60	72	84	96	108	120	132	144	156	168	180	192	204	216	228	240	252	262

Width in Inches

Single Wall Shutter Slats

10" Roll Down Shutter System

186																				
180																				
168																				
156																				
144																				
132																				
120																				
108																				
96																				
84																				
72																				
60																				
48																				
36																				
	36	48	60	72	84	96	108	120	132	144	156	168	180	192	204	216	228	240	252	262

Width in Inches

Mystique

Retractable Awning

Height in Inches

120										
108										
96										
84										
72										
60										
	120	132	144	156	168	180	192	204	216	228

Width in Inches

Warranties

Protect Your Outdoor Living Area

Warranty Terms and Conditions



30 Day Replacement Warranty

- Return faulty part within 30 days of the arrival of replacement part
- Take clear pictures of faulty part and packaging (include serial numbers)
- Failure to return faulty part within 30 days results in void of warranty
- Failure to photograph product and packaging results in void of warranty

Should there be evidence of a potential warranty issue within the specified warranty period, MaestroShield® will follow its standard policy to ensure that a new product is sent to the MaestroShield® Dealer who originally purchased the product, and has registered the warranty through the return product card system.

The defective part must be returned to MaestroShield® for evaluation within **30 days** of the warranty replacement. During this process, it is essential to take clear pictures and thoroughly document the packaging to ensure smooth evaluation and facilitate the warranty replacement procedure.

Should more than 30 days elapse or should the product evaluation prove the malfunctioning of the product was the result of any aforementioned items, the Dealer will be notified of the point of failure and subsequently charged the cost of the replacement part.

2-Year Warranty Items



The following items come with a 2-year warranty

- Components: Manual gears, universals, mounting plates, idlers, spring blocks, crown and drive gears, brush seals and gaskets
- Plastic Peices: Entry guides, conic stopper, hole caps
- Electronics: DC motors without lithium battery, remotes, receivers
- Fabric weld and workmanship

1-Year Warranty Items



The following items come with a 1-year warranty

- Wifi Hubs
- Solar Panels
- Lithium Battery Motors
- LED Drivers
- LED Lights
- LED Receivers

5-Year Warranty Items



The following items come with a 5-year warranty

- Tubular motors (does not apply to DC motors)

Warranties


Protect Your Outdoor Living Area

10-Year Warranty Items



The following items come with a 10-year warranty

- Powder coating on extrusions and castings (1-year for coastal locations)
- Screen fabric





MaestroShield®

Protection Like No Other