



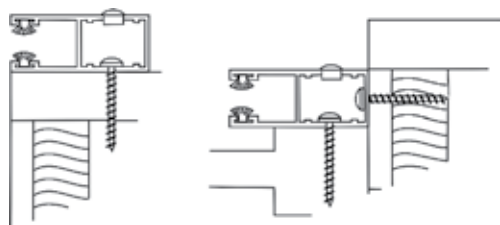
STORMStyleSecure



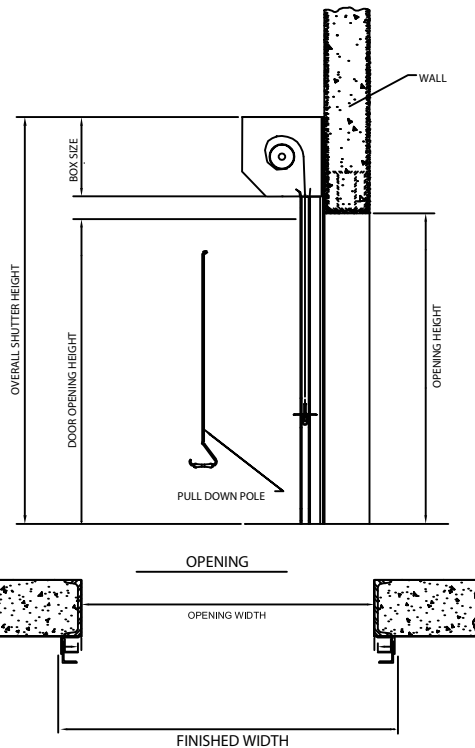
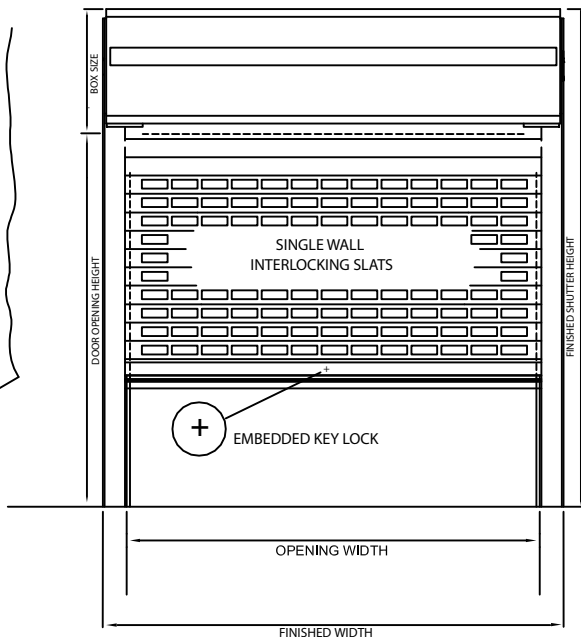
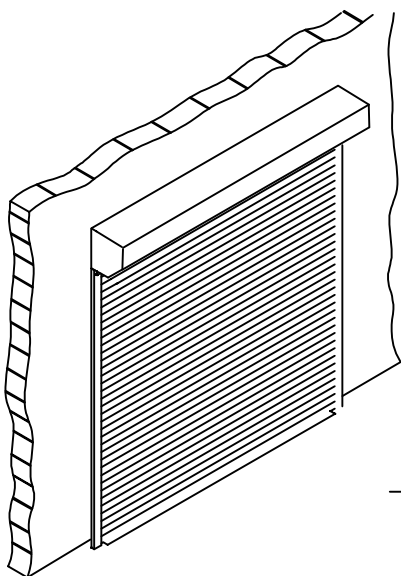
SLAT WEIGHT
 1.6 lbs. / sqft. [8.08kg /sqm] solid
 1.357 lbs. / sqft. [6.85 kg / sqm] perforated

RAIL INFORMATION
 Standard: 2.5" Mini Rails
 W 0.384 in x H 2.63 in [9.75 mm x 66.7 mm]
 Wall Thickness 0.078 in [2 mm]

SINGLE WALL




Typical Jam Details of "A" Type Rails



KEY BENEFITS

- Advanced Security
- Extruded Single Wall
- Building Security

Silk White
Texas Cream
Attica Beige
Medium Bronze
Anodized Silver



solid wall rectangular grid

SYSTEM INFO

SLAT	RAILS	MAX SQ. FT	WEIGHT
SINGLE WALL	2.5" mini	150	1.6 lbs/1.36 lbs/ sqft.

CURTAIN HEIGHT BY HOUSING SIZE

SLAT	6"	6.5"	7"	8"	9"	10"	12"
SINGLE WALL	38"	56"	87"	102"	120"	145"	228"

CONTROLS Pull Strap | Crank Strap | Gear and Crank Handle | Battery | Remote | Spring

